



महाराष्ट्र शासन
Government of Maharashtra

First Year Under Graduate Technical Course in
B.Pharmacy & Post Graduate Pharm.D
Admissions 2022-23

User Manual

Option form



State Common Entrance Test Cell,
Government of Maharashtra

INDEX

Sr. No	Description	Page Number
1	Login	03
2	Shortlist Your Options (Dashboard)	04
3	Set Your Preference	06
4	Option Form summary	06
5	Confirm your Application form	08
6	Print Option form	09

Application form login

Enter your Application ID and Password.

State Common Entrance Test Cell, Government of Maharashtra
First Year Under Graduate Technical Course in B.Pharmacy & First Graduate Pharmacy Admissions 2022-23

Technical Support Number
(020) 261 6137-33 (PE)
☎ +91-917098612, 1602203111

Home | Important Dates | Notifications | Home | Downloads | Contact Us

Registered Candidate Sign In

Application ID :

Password :

[I can't access my account?](#)

Instructions :

1. The Candidate who is already registered should enter Application ID and Password.
2. In case candidate forgets his / her application ID / Password, he / she can retrieve it by using "I can't access my account?".
3. Candidate is advised not to disclose or share their password with anybody. CET Cell will not be responsible for violation or misuse of the password of a candidate.
4. Only authorized users are allowed to process further.
5. Your IP Address and other information will be captured for security reasons.
6. The SC, ST, VJ/ST -NT/NT, NT/NT, NT/NT, OBC, STB and EWS Candidates who submitted receipt of Caste/tribe Identity Certificate, Non-Creating Layer Certificate, EWS Certificate during registration, physical document verification and confirmation sheet should upload and verify original Caste/tribe Identity Certificate, Non-Creating Layer Certificate, EWS Certificate in IT and submit original certificate to the concerned office on or before third round last date of reporting otherwise these candidate's admission will get automatically cancelled and shall be considered as Open category candidates for next institute level round/provided candidate full fit eligibility criteria for open category.

Click on Sign in Button.

If candidate has forgotten his/her Application ID and/or Password in such case candidate need to click on "I can't Access My account" link to retrieve/reset the details.

Application form Dashboard

Note.

The Candidate whose name appeared in the final merit list and fulfilling the condition for filling the option form for this round shall be eligible to submit option form.

To fill the Option form for CAP Round I candidate need to click on following link as shown below

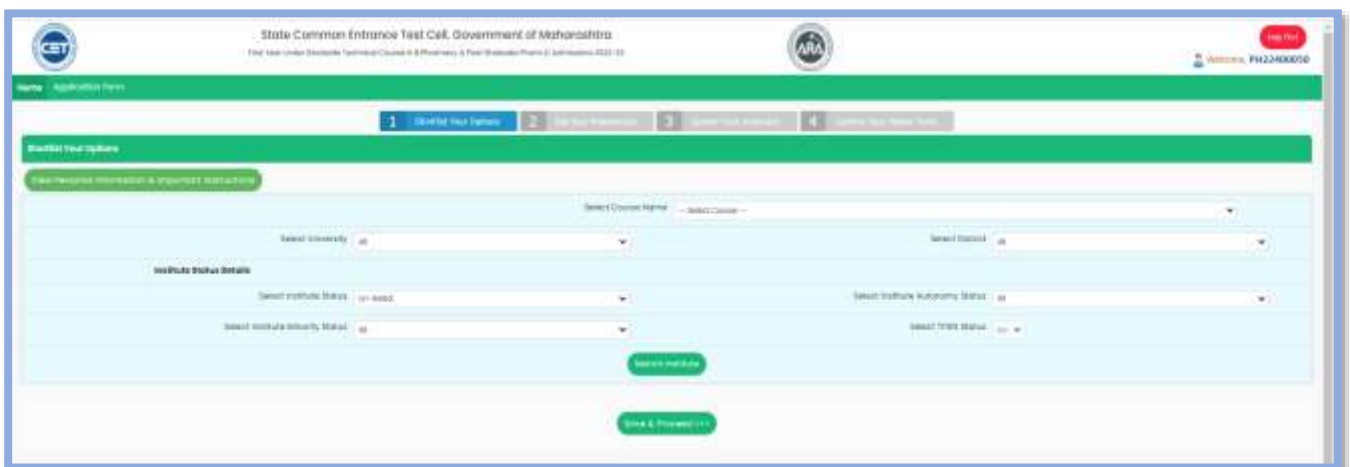


Click on “Fill/edit Option form” link to start the filling / editing the Option form.

1

Shortlist Your Options

- ✓ Select the filter as per the requirement.
- ✓ Click on Search Institute
- ✓ Select the Institute and click on “Add Selected Option”



Save & Proceed

Selected Options of your Choice						
Sl. No.	Candidate Code	Institution Name	University Name	College Code	Course	Save
1.	198	JSPM's Jyoti's Institute of Pharmacy, Pune	Savitribai Phule Pune University	000209		<input type="checkbox"/>
2.	200	Vivek Bhaskar College of Pharmacy, Mumbai	Savitribai Phule Pune University	000209		<input type="checkbox"/>
3.	220	Jewar College of Pharmacy, Ghaziabad	Savitribai Phule Pune University	000209		<input type="checkbox"/>
4.	104	Yashwantrao Chavan Pratishthan's Yashwantrao Chavan College of Pharmacy, Mumbai	Savitribai Phule Pune University	000209		<input type="checkbox"/>
5.	100	Sri Gurodatya Dikshitar Prasad Santhosh's Institute of Pharmacy, Southindia, Madurai	Savitribai Phule Pune University	000209		<input type="checkbox"/>
6.	109	Dr. Rajendra Prasad College of Pharmacy, Madurai	Savitribai Phule Pune University	000209		<input type="checkbox"/>
7.	107	Shri Chhatrapati Shahu Maharaj Vasthanshi Santhosh's Institute of Pharmacy, Madurai	Dr. Babasaheb Ambedkar Technological University, Lonere	000209		<input type="checkbox"/>
8.	109	Yashwantrao Chavan Pratishthan's Yashwantrao Chavan College of Pharmacy, Mumbai	Savitribai Phule Pune University	000209		<input type="checkbox"/>
9.	108	Yashwantrao Chavan Pratishthan's Yashwantrao Chavan College of Pharmacy, Mumbai	Dr. Babasaheb Ambedkar Technological University, Lonere	000209		<input type="checkbox"/>
10.	100	Shri Chhatrapati Shahu Maharaj Vasthanshi Santhosh's Institute of Pharmacy, Madurai	Savitribai Phule Pune University	000209		<input type="checkbox"/>
11.	110	Mahatma Education Society's Jyoti's Institute of Pharmacy, Mumbai, Marol Neri, Mumbai, Tg. Sanjay, Dr. Subhashree's Institute of Pharmacy, Pune	Dr. Babasaheb Ambedkar Technological University, Lonere	000209		<input type="checkbox"/>
12.	104	Shri. Yashwantrao Chavan Pratishthan's Yashwantrao Chavan College of Pharmacy, Mumbai	Dr. Babasaheb Ambedkar Technological University, Lonere	000209		<input type="checkbox"/>
13.	101	Yashwantrao Chavan Pratishthan's Yashwantrao Chavan College of Pharmacy, Mumbai	Dr. Babasaheb Ambedkar Technological University, Lonere	000209		<input type="checkbox"/>
14.	104	Yashwantrao Chavan Pratishthan's Yashwantrao Chavan College of Pharmacy, Mumbai	Dr. Babasaheb Ambedkar Technological University, Lonere	000209		<input type="checkbox"/>
15.	107	M.P.'s College of Pharmacy (Dr. Phule's) Sangli, Sangli Dist. Maharashtra	Savitribai Phule Pune University	000209		<input type="checkbox"/>

Save & Proceed

On successful selection following Message will be displayed as shown above.

“Selected Options Added. Check Your Shortlisted Options Below”

To View the Shortlisted Options candidate, need to scroll down page.

100	1004	Dr. Jyoti's Institute of Pharmacy, Pune	Dr. Babasaheb Ambedkar Technological University, Lonere	000209		<input type="checkbox"/>
101	1005	Vivek Bhaskar College of Pharmacy, Mumbai	Dr. Babasaheb Ambedkar Technological University, Lonere	000209		<input type="checkbox"/>

Save & Proceed

Your Shortlisted Options								
Sl. No.	Candidate Code	Institution Name	Accreditation	University Name	Sl. No. (Sl. No.)	Course Name	College Code	Save
1.	198	JSPM's Jyoti's Institute of Pharmacy, Pune	ISA Accredited (2020-2021)	Savitribai Phule Pune University	04	Pharmacy	000209	<input type="checkbox"/>
2.	200	Vivek Bhaskar College of Pharmacy, Mumbai	VBA Accredited (2020-2021)	Savitribai Phule Pune University	06	Pharmacy	000209	<input type="checkbox"/>
3.	220	Jewar College of Pharmacy, Ghaziabad		Savitribai Phule Pune University	08	Pharmacy	000209	<input type="checkbox"/>
4.	104	Yashwantrao Chavan Pratishthan's Yashwantrao Chavan College of Pharmacy, Mumbai	ISA Accredited (2020-2021)	Savitribai Phule Pune University	09	Pharmacy	000209	<input type="checkbox"/>
5.	100	Sri Gurodatya Dikshitar Prasad Santhosh's Institute of Pharmacy, Southindia, Madurai		Savitribai Phule Pune University	06	Pharmacy	000209	<input type="checkbox"/>

Save & Proceed

Save & Proceed

Save & Proceed

Click on “Save and Proceed” button

2

Set Your Preferences

In this section candidate needs to set the preference to the shortlisted Institutes.

To set the preference click on check box “ Set Preference”

Sl. No.	Institute Code	Institute Name	University Name	B.Tech / Other	Course Name	Institute Code	Set Preference
1	36	CEP Mumbai Suburban and Institute of Pharmacy, Kurla East, Mumbai	Savitribai Phule Pune University	Pharmacy	36020	<input type="checkbox"/>	
2	37	Vivek Bhand College of Pharmacy, Amravati	Savitribai Phule Pune University	Pharmacy	37020	<input type="checkbox"/>	
3	38	Karad College of Pharmacy, CMH	Savitribai Phule Pune University	Pharmacy	38020	<input type="checkbox"/>	
4	39	Yashwantrao Chavan Pratishthan Walchand College of Pharmacy, Yashwantrao Chavan Pratishthan	Savitribai Phule Pune University	Pharmacy	39020	<input type="checkbox"/>	
5	40	Shri Chhatrapati Shahu Maharaj Institute of Pharmacy, Kurla East, Mumbai	Savitribai Phule Pune University	Pharmacy	40020	<input type="checkbox"/>	

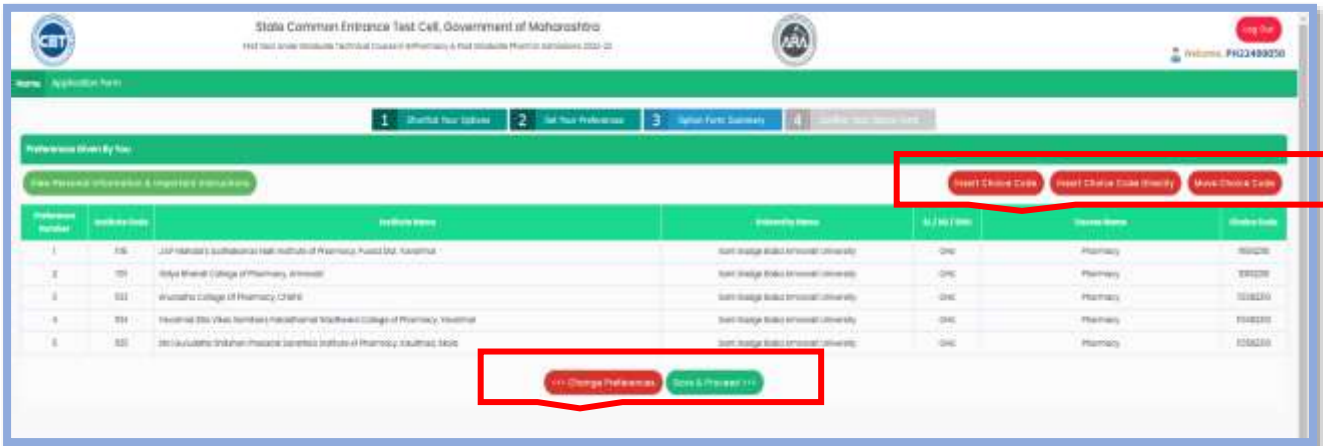
Reset Preference : using this candidate can reset/remove the given preference.

After giving preference Click on “Save and Proceed” button.

3

Option Form Summary

In this section list of selected preference wise list will be displayed, where candidate can “Insert Choice Code” or “Move Choice Code” by using given link on your dashboard



Insert Choice Code: Using this candidate can search and insert the choice code

Insert Choice Code Directly: If candidate knows the Choice Code of Institute, using this link candidate can add Institute.

Move Choice Code: Using this link candidate can inter-change the preference given.

Once the Option form list is final then candidate need to click on "Save and Proceed" button

If a candidate is allotted the seat as per his first preference, such allotment shall be auto frozen and the candidate shall accept the allotment so made. Such candidate shall then be not eligible for participation in the subsequent CAP rounds.

Such candidates shall then Complete the Self Verification and Seat Acceptance for verification and pay the seat acceptance fee.

Thereafter such candidates shall report to the allotted institute and seek admission on the allotted seat.

If such candidate does not report to Complete the Self Verification and Seat Acceptance process for confirmation of seat acceptance, their claim on the allotted seat shall stand forfeited automatically and the seat shall become available for fresh allotment.

For such candidate, the allotment so made shall be the final allotment.

Once all the information is correct then clicks on “Confirm Option Form”

State Common Entrance Test Cell, Government of Maharashtra
 Maharashtra Technical Cluster of Institutes & Institutions Form ID: 2022-23

Home Application Form

1. View Seat Options 2. Set Seat Preferences 3. Option Form Summary 4. **Confirm Your Option Form**

Confirm Option Form

View National Advertisements & Registration Information

View Choice Code View Choice Code Details View Choice Code

List of Options Given by User

Institute Number	Institute Code	Preference Number	Choice Code	Institute Number	Choice Code
1	1080203	3	1080203	5	1080203
2	1080203	4	1080203		

Proceed to confirm Option Form

To confirm, you must enter your Login password, then OTP will be sent to your registered mobile number.

To confirm, you have to enter your Login password, then OTP will be sent to your registered 92XXXXX374 mobile number.

Enter Your Login Password to receive OTP


Verify Password

After successful verification of password candidate will receive OTP from DTE Maharashtra via SMS, on registered mobile number only, the candidate needs to enter the OTP as shown and click on “Verify and confirm Option Form” to submit your selected preferences.

OTP has been sent your Mobile No : 92XXXXX374

Enter One Time Password (OTP) **Retry in 40 Second**

Enter Captcha Given Below (case sensitive)

Captcha **BM95Y** 

Confirm Option Form

Once OTP is verified successfully then-candidate option form is submitted successfully candidate can take the printout of same by clicking on “Print Option Form” as shown

Thank You